
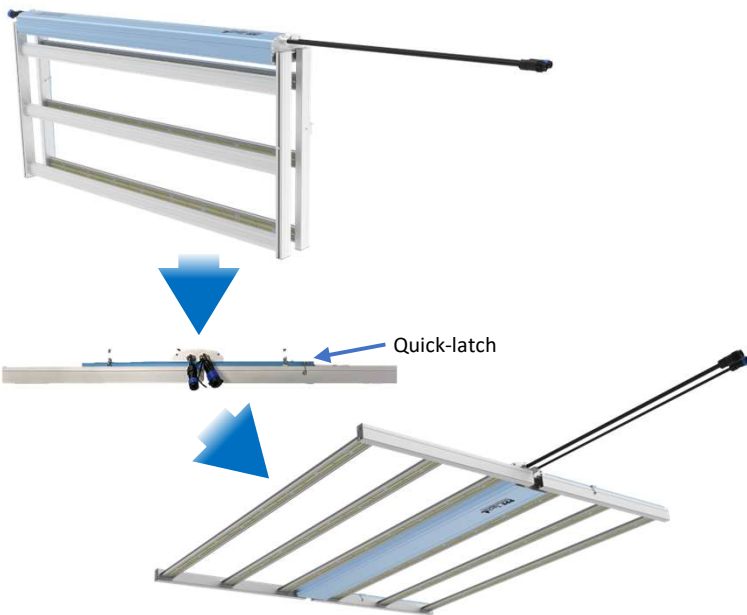


Features & Benefits

- Power Eco-link - daisy chain up to 10 fixtures per circuit
- Control link - daisy chain up to 50 fixtures per circuit
- Quick-latch mechanism for easy, secure installation
- Optimized spectrum for robust vegetative growth
- IP65 Rating – suitable for wet environment
- Secure M19 twist-lock power connections
- 0-10V dimming capable (OFF to 100%)
- 885 μmol at 340W (2.6 $\mu\text{mol}/\text{W}$)
- Long life – 50,000 hours (L70)



Electrical

| | |
|-------------------|------------------------|
| Input power (W) | 340 \pm 10% |
| Input voltage (V) | 120-277 (auto sensing) |
| Dimming | 0-10V |

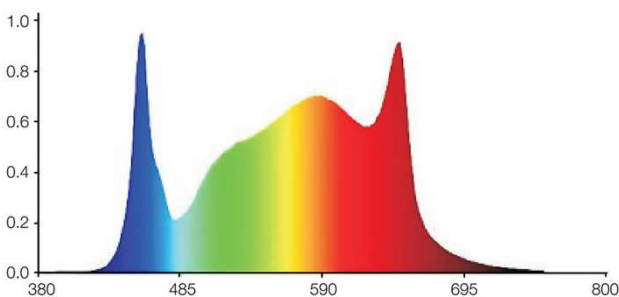
| AC Voltage (V) | 120 | 240 | 277 |
|--------------------|------|------|------|
| AC Current (A) | 2.86 | 1.45 | 1.27 |
| Power Factor | 0.99 | 0.98 | 0.97 |
| Max fixtures / 20A | 5 | 10 | 10 |

Mechanical & Safety

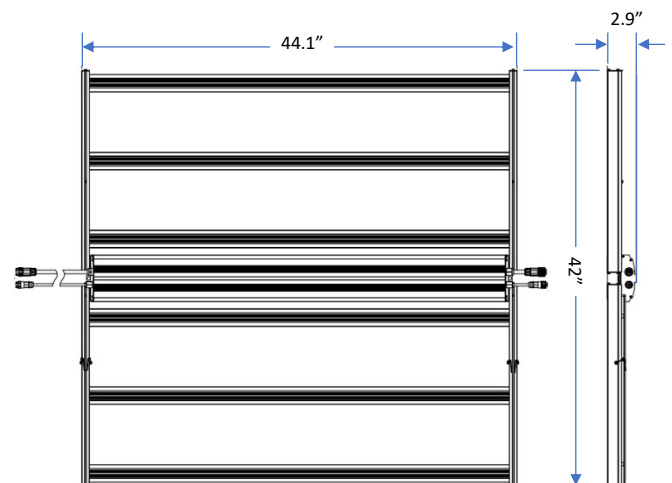
| | |
|--|--------------------|
| Weight (lbs.) | 25.5 |
| Dimensions (LxWxH inches) | 42.0 x 44.1 x 2.9 |
| Input leads (power + control) | 24" |
| Input/output power | M19 3-pin |
| Input/output control | M16 2-pin |
| Operating temperature ($^{\circ}\text{C}$) | -20 to 40 |
| Fixture spacing (typical) | 4' to 5' on center |

Output

- PPF (μmol) 885
- Efficacy ($\mu\text{mol}/\text{J}$) 2.6
- Spectrum Full
- CCT (Kelvin) 4000
- Spectrum Full cycle growth



5 Year Warranty



Ordering Codes: Power Cords

- PC-14G-6-120 Power cord 6' with NEMA 5-15P 120V plug
- PC-14G-6-240 Power cord 6' with NEMA 6-15P 240V plug
- PC-14G-6-277 Power cord 6' with NEMA L7-15P 277V plug

- PCF-14G-6 Fixture to fixture power cord 6' with M19 plugs
- PCF-14G-10 Fixture to fixture power cord 10' with M19 plugs

Ordering Codes: Controls

- CC-5-1 Fixture to fixture control cord 5 with M16 plugs
- CC-10-1 Fixture to fixture control cord 10' with M16 plugs
- CD-1 Control Device – Zigbee connection via mobile app
- GA-1 Gateway (Supports multiple CD-1 devices)
- CD-3 Control Device – hard wire (M16) connection

For extended runs or to start a new row:

- PCF-14G-5 or PCF-24G-10: Fixture to fixture power cable
- CC-5-1 or CC-10-1: Fixture to fixture control cable

Power Cord Options

- PC-14G-6-120
- PC-14G-6-240
- PC-14G-6-277

Control Options

- RM-M16** cable. Connects fixture to Trolmaster or other control systems having RJ output and 0-10V dim
- or
- CD-3 Control**
PPF-Tech control system
Up to 60 fixtures per circuit

